

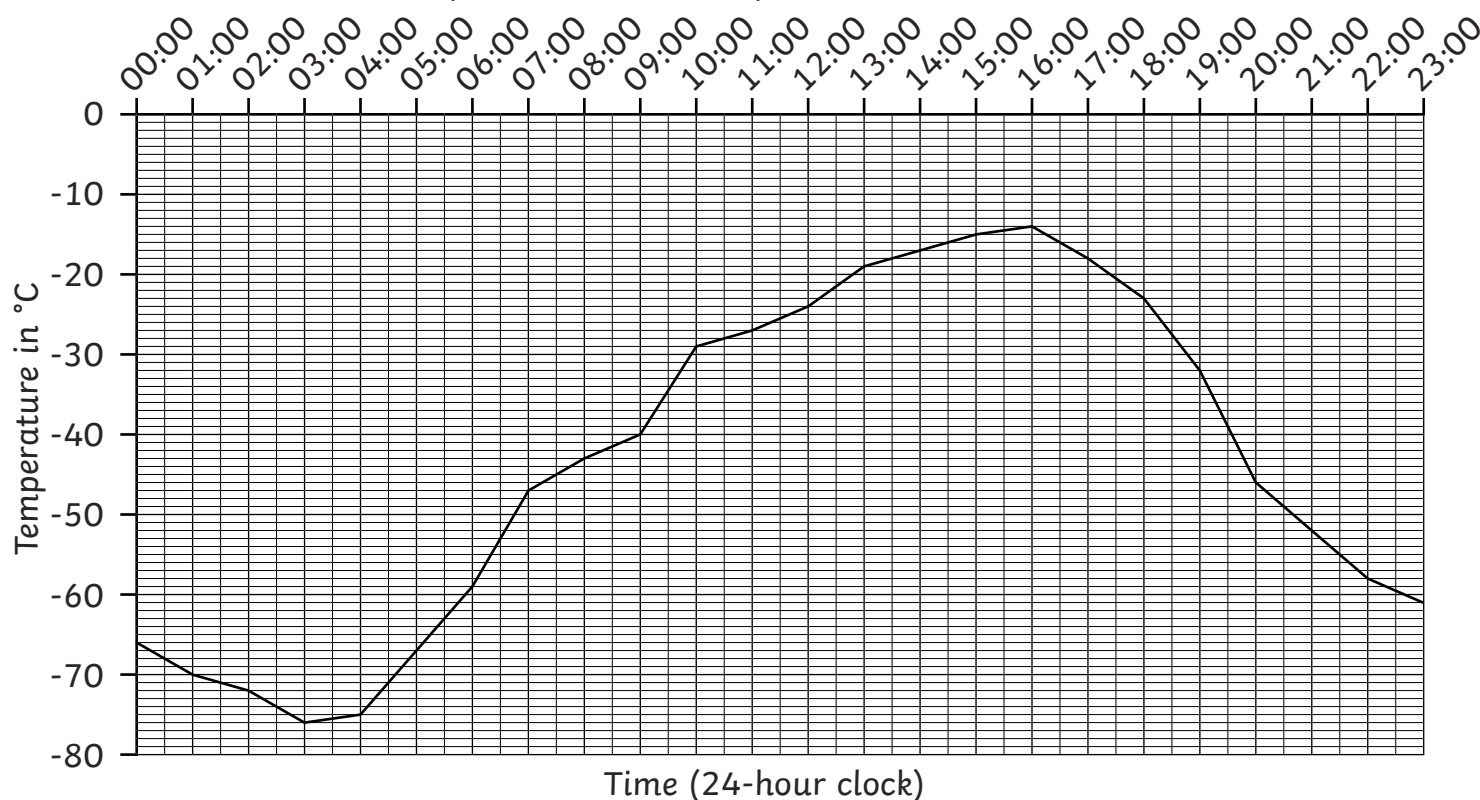


Mars Line Graphs

I can answer questions about data presented in a line graph.



A Line Graph to Show the Temperature on Mars over 24 Hours



- 1) What was the temperature on Mars at 20:00?

- 2) What was the temperature on Mars at 08:00?

- 3) At what time was the temperature on Mars -19°C ?

- 4) At what time was the temperature on Mars -32°C ?

- 5) By how many degrees did the temperature on Mars change from 18:00 to 20:00?

- 6) By how many degrees did the temperature on Mars change from 21:00 to 22:00?

- 7) From what time did the temperature on Mars drop from -14°C to -46°C ?

- 8) From what time did the temperature on Mars increase from -75°C to -47°C ?

- 9) By how many degrees did the temperature on Mars change over 24 hours?



Mars Line Graphs **Answers**

Question	Answer
1.	What was the temperature on Mars at 20:00?
	-46°C
2.	What was the temperature on Mars at 08:00?
	-43°C
3.	At what time was the temperature on Mars -19°C?
	13:00 or 17:15
4.	At what time was the temperature on Mars -32°C?
	19:00 or 09:40
5.	By how many degrees did the temperature on Mars change from 18:00 to 20:00?
	23°C
6.	By how many degrees did the temperature on Mars change from 21:00 to 22:00?
	6°C
7.	From what time did the temperature on Mars drop from -14°C to -46°C?
	16:00 to 20:00
8.	From what time did the temperature on Mars increase from -75°C to -47°C?
	04:00 to 07:00
9.	By how many degrees did the temperature on Mars change over 24 hours?
	62°C

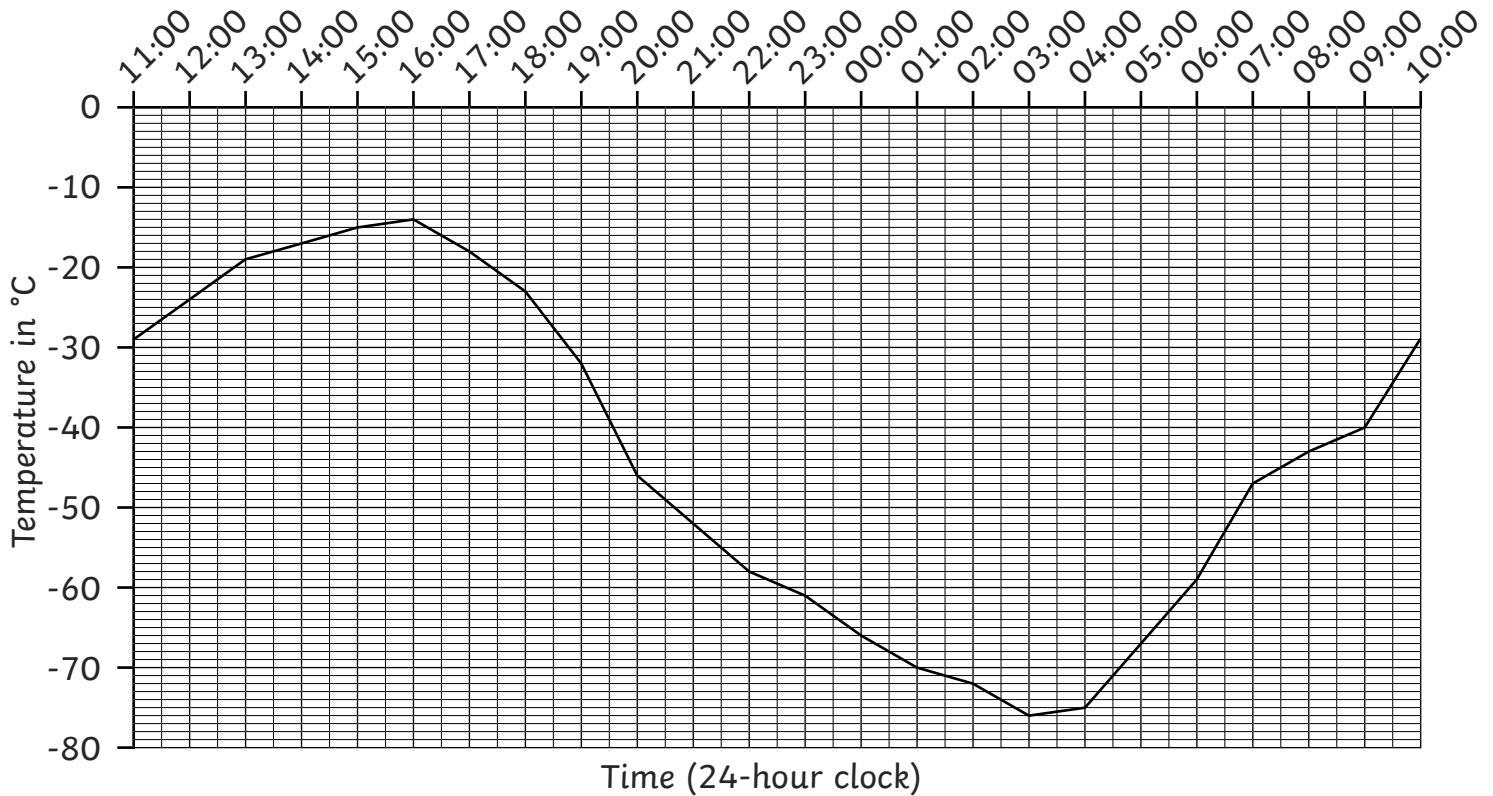


Mars Line Graphs

I can answer questions about data presented in a line graph.



A Line Graph to Show the Temperature on Mars over 24 Hours



- 1) What was the temperature on Mars at 22:00?

- 2) What was the temperature on Mars at 05:30?

- 3) At what time was the temperature on Mars -40°C ?

- 4) At what time was the temperature on Mars -58°C ?

- 5) By how many degrees did the temperature on Mars change from 16:00 to 20:00?

- 6) By how many degrees did the temperature on Mars change from 00:30 to 03:00?

- 7) From what time did the temperature on Mars increase from -21°C to -14°C ?

- 8) By how many degrees did the temperature on Mars change over 24 hours?

- 9) Between which times was the temperature on Mars between -60°C to -80°C ?



Mars Line Graphs **Answers**

Question	Answer
1.	What was the temperature on Mars at 22:00?
	-58°C
2.	What was the temperature on Mars at 05:30?
	-63°C
3.	At what time was the temperature on Mars -40°C?
	09:00 or 19:30
4.	At what time was the temperature on Mars -58°C?
	22:00 or 06:00
5.	By how many degrees did the temperature on Mars change from 16:00 to 20:00?
	32°C
6.	By how many degrees did the temperature on Mars change from 00:30 to 03:00?
	8°C
7.	From what time did the temperature on Mars increase from -21°C to -14°C?
	12:30 to 16:00
8.	By how many degrees did the temperature on Mars change over 24 hours?
	62°C
9.	Between which times was the temperature on Mars between -60°C to -80°C?
	22:30 to 06:00

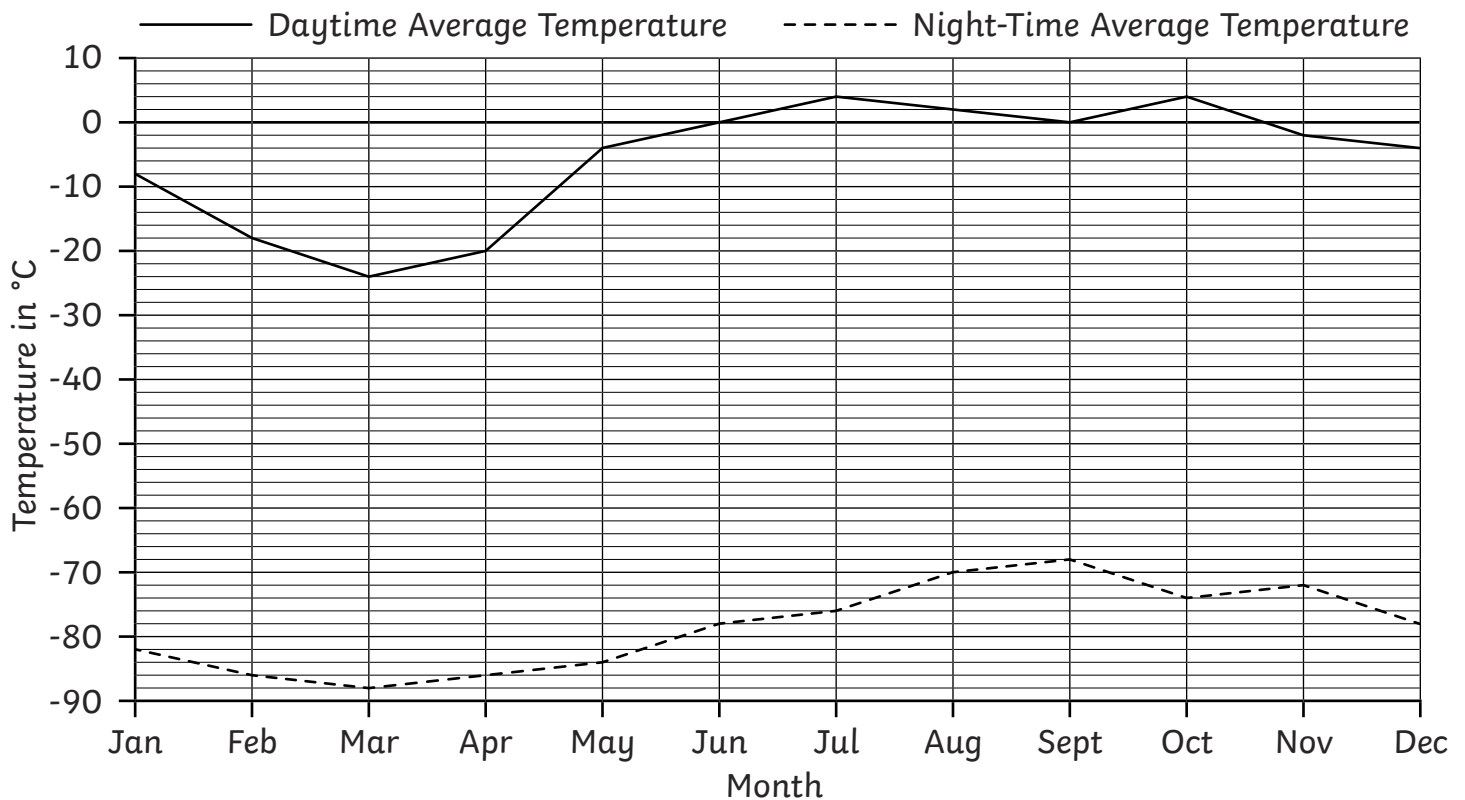


Mars Line Graphs

I can answer questions about data presented in a line graph.



A Line Graph to Show the Average Monthly Temperatures on Mars



- 1) What is the average daytime temperature on Mars in May?

- 2) What is the average night-time temperature on Mars in September?

- 3) In which months is the average night-time temperature on Mars -78°C ?

- 4) By how many degrees does the average daytime temperature on Mars change from January to March?

- 5) By how many degrees does the average night-time temperature on Mars change from July to September?

- 6) By how many degrees does the average daytime temperature on Mars change over a year?

- 7) By how many degrees does the average night-time temperature on Mars change over a year?

- 8) What is the difference between daytime and night-time temperatures on Mars in April?

- 9) What is the difference between daytime and night-time temperatures on Mars in October?



Mars Line Graphs **Answers**

Question	Answer
1.	What is the average daytime temperature on Mars in May?
	<i>-4°C</i>
2.	What is the average night-time temperature on Mars in September?
	<i>-68°C</i>
3.	In which months is the average night-time temperature on Mars -78°C?
	<i>June and December</i>
4.	By how many degrees does the average daytime temperature on Mars change from January to March?
	<i>16°C</i>
5.	By how many degrees does the average night-time temperature on Mars change from July to September?
	<i>8°C</i>
6.	By how many degrees does the average daytime temperature on Mars change over a year?
	<i>28°C</i>
7.	By how many degrees does the average night-time temperature on Mars change over a year?
	<i>20°C</i>
8.	What is the difference between daytime and night-time temperatures on Mars in April?
	<i>66°C</i>
9.	What is the difference between daytime and night-time temperatures on Mars in October?
	<i>78°C</i>